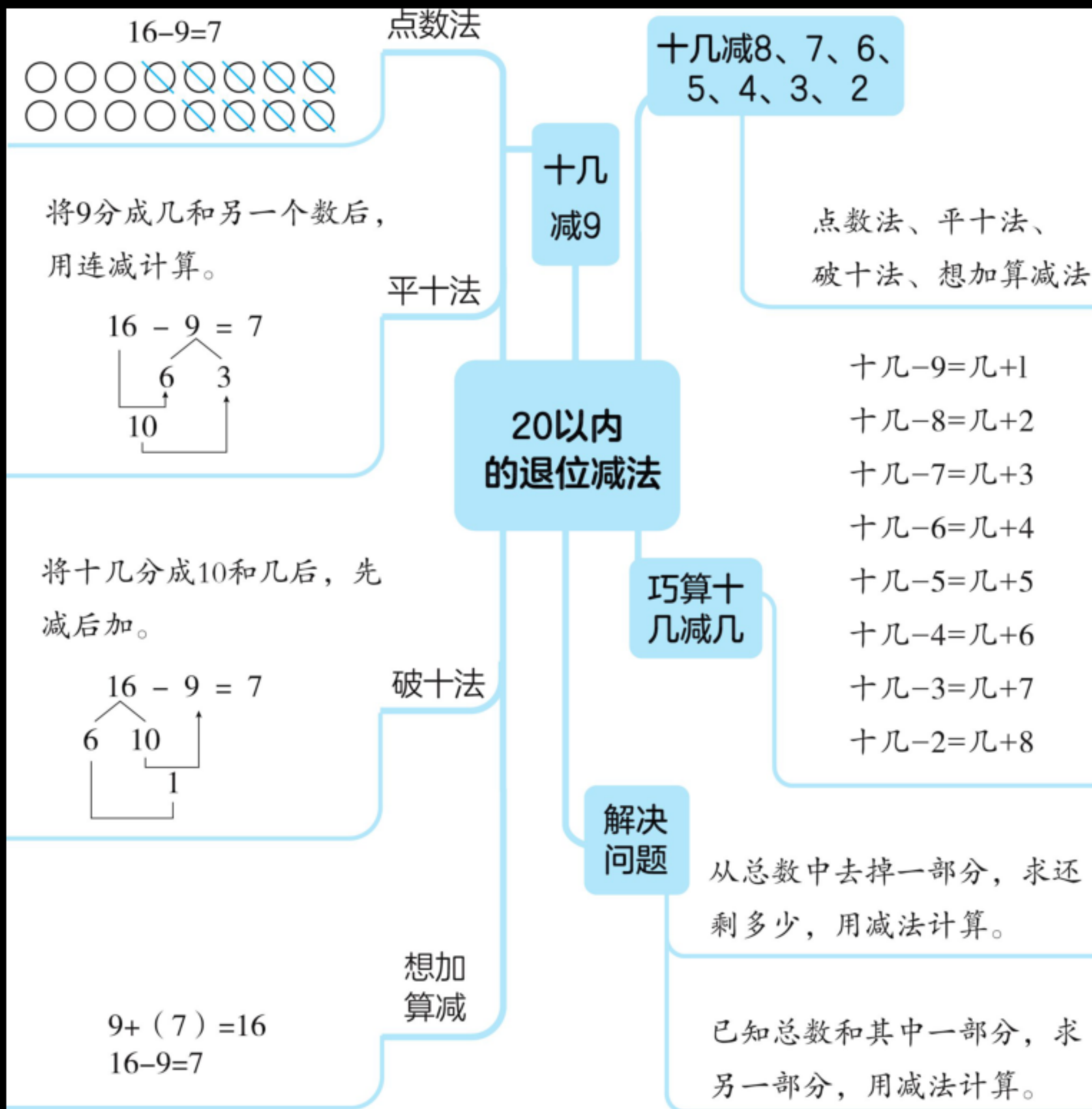


第一单元 20 以内的退位减法



1.

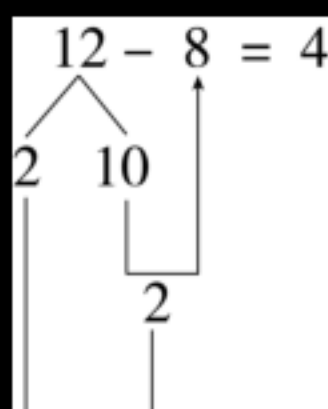
| | |
|-------------|---|
| 破 十 法 | 要算: $12 - 9 = (\quad)$ |
| | 先算: $(\quad) - 9 = (\quad)$ |
| | 再算: $(\quad) + (\quad) = (\quad)$ |

| | |
|-------------|---|
| 平 十 法 | 要算: $15 - 9 = (\quad)$ |
| | 先算: $15 - (\quad) = (\quad)$ |
| | 再算: $(\quad) - (\quad) = (\quad)$ |

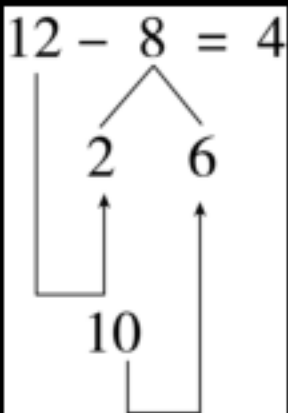
2.

| | | | | | |
|----|------|--|----|------|--|
| 11 | -9 | | 18 | -9 | |
| 12 | -9 | | 17 | -9 | |
| 13 | -9 | | 16 | -9 | |
| 14 | -9 | | 15 | -9 | |

1.

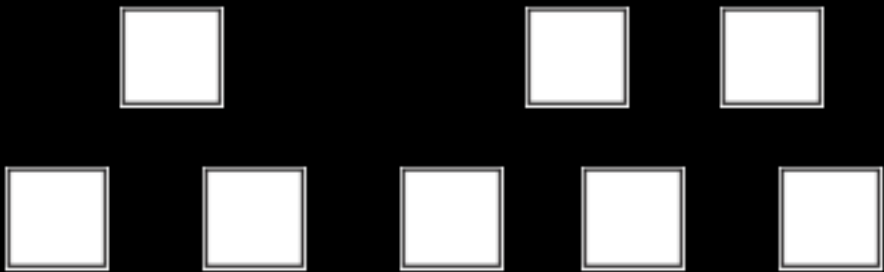
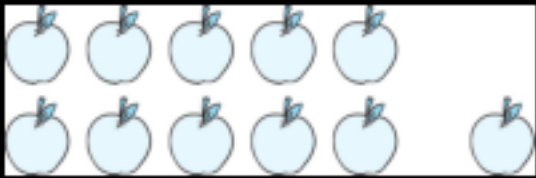


2.







3.

3.



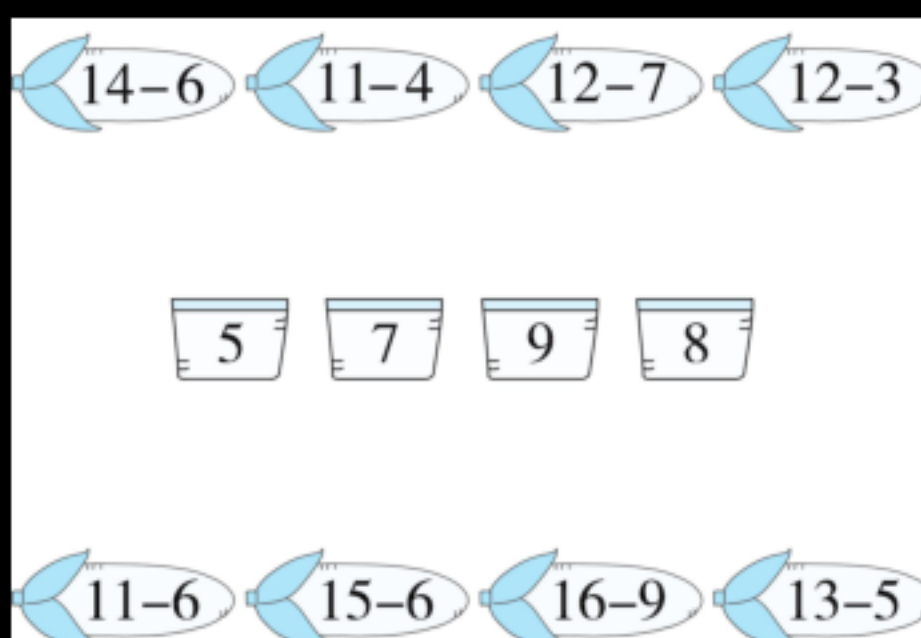
4.

| |  |  |  |  |
|----|---|---|---|---|
| | 13 | 10 | 14 | 17 |
| -7 | _____ | _____ | _____ | _____ |
| -8 | _____ | _____ | _____ | _____ |

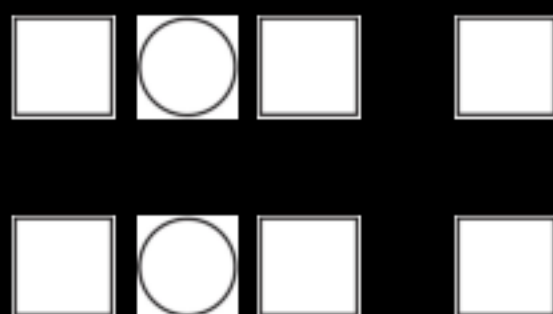
5.

| | | | |
|--|--|--|--|
| | | | |
| | | | |
| | | | |
| | | | |

6.




7.



1.

2.

8.



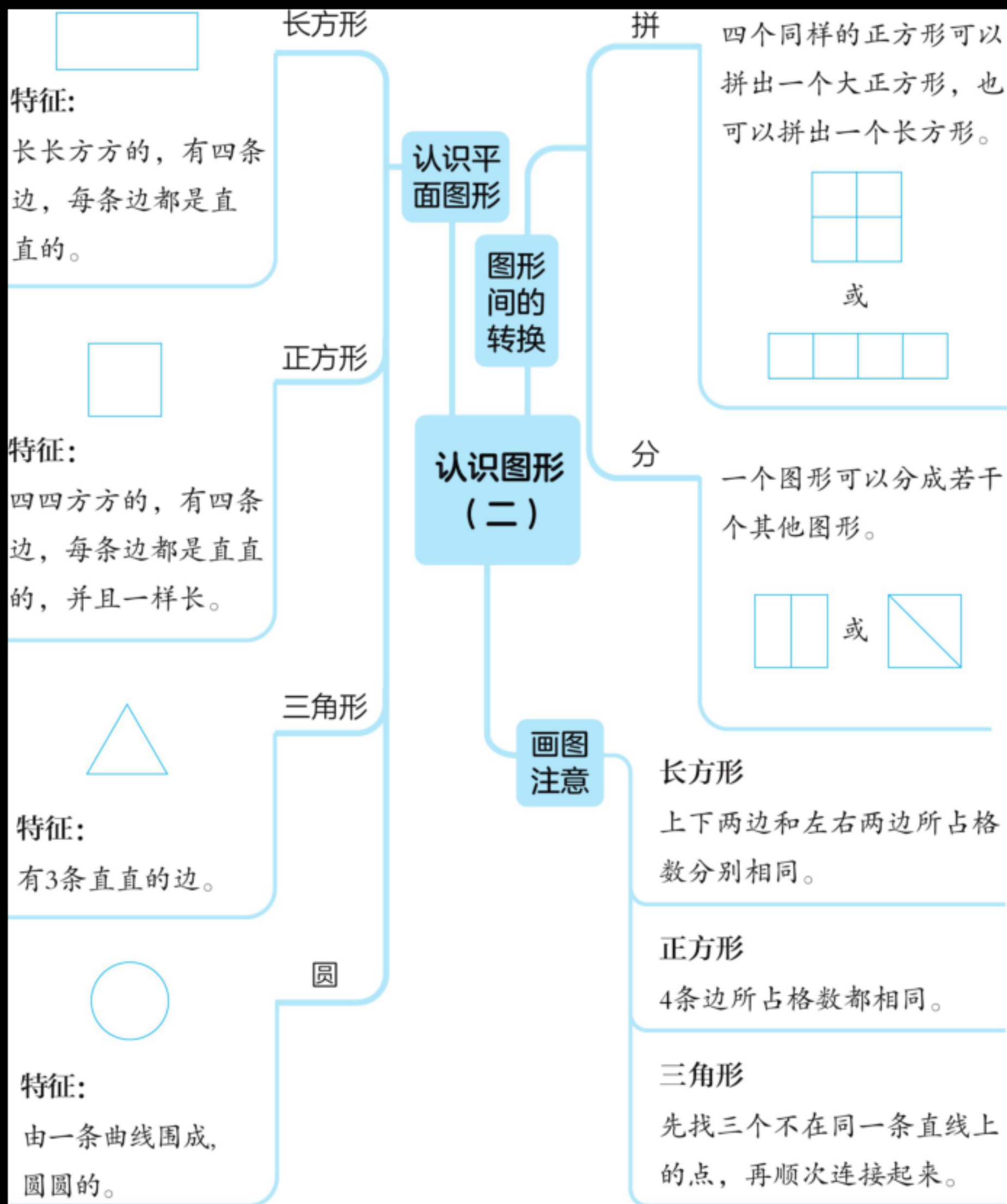
9.



10.



















第二单元 认识图形(二)



2.

3.

1.

| | | | |
|---|---|---|---|
|  |  |  |  |
|  |  |  |  |
|  |  |  |  |
|  |  |  |  |

2.



| | | | |
|--|--|--|--|
| | | | |
| | | | |

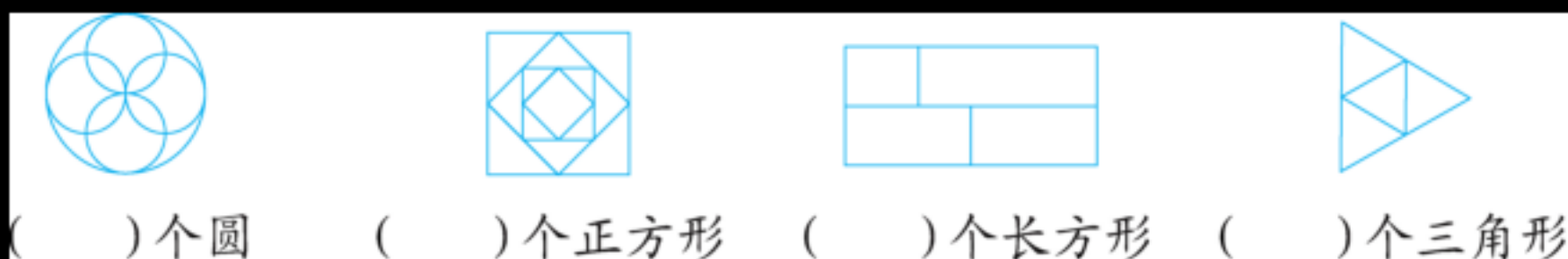
1.

2.

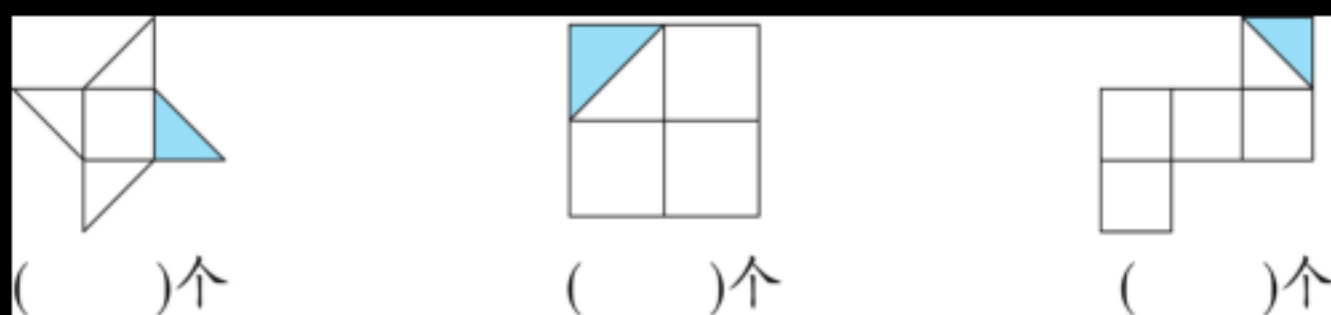
3.



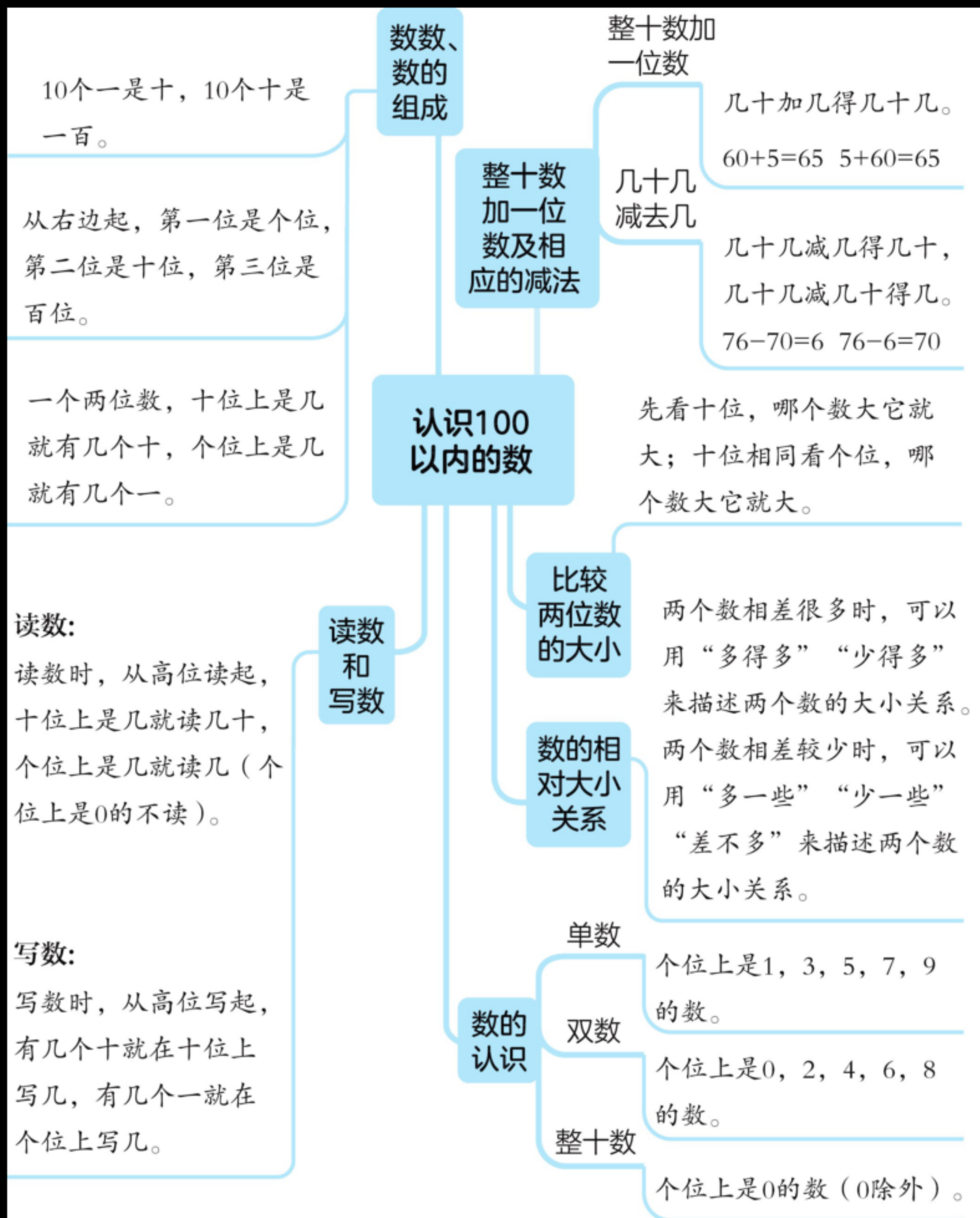
4. (名校期末真题)



5.



第三单元 认识 100 以内的数



1.

2.

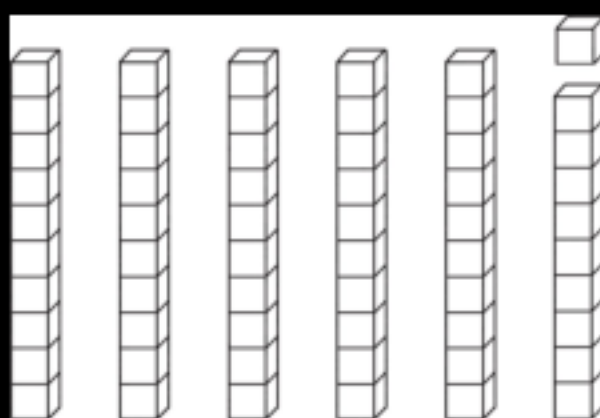
1.

2.

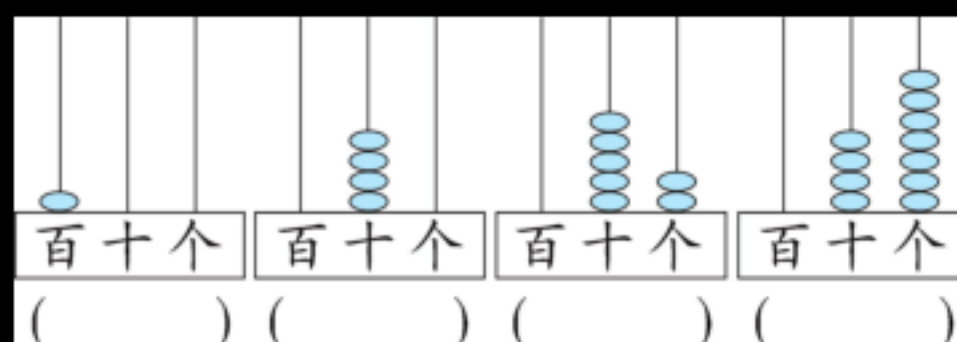
3.

3.





4.



1.

2.

5.



| | | | | | |
|--|--|--|--|--|--|
| | | | | | |
| | | | | | |



| | | | | | |
|--|--|--|--|--|--|
| | | | | | |
| | | | | | |

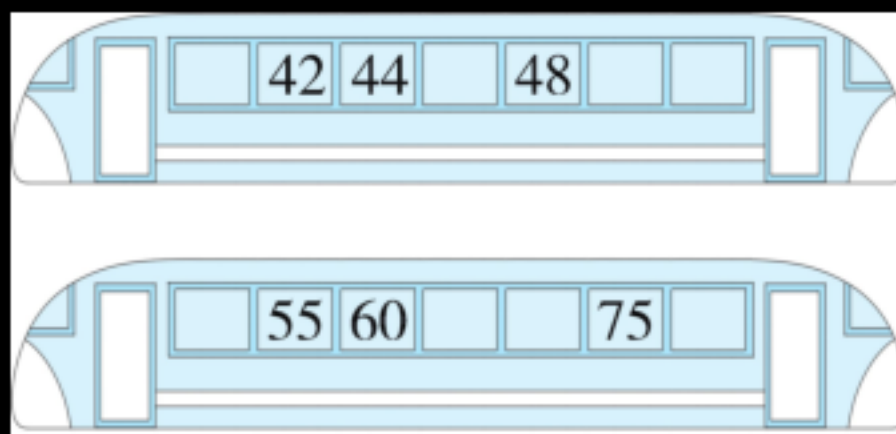
6.

| | |
|-------------|-------------|
| $70 + 6 =$ | $9 + 40 =$ |
| $76 - 6 =$ | $49 - 40 =$ |
| $76 - 70 =$ | $49 - 9 =$ |

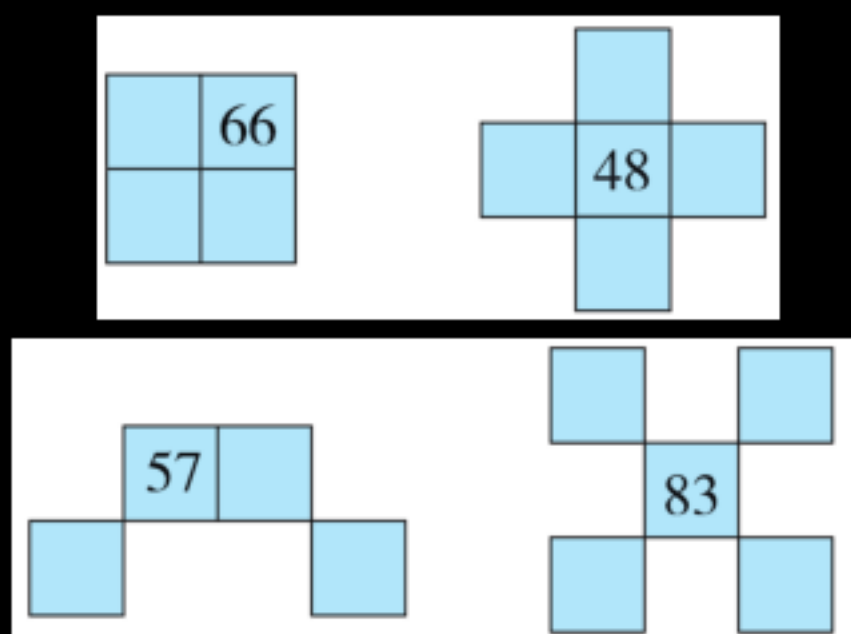
| | |
|-------------|------------|
| $50 + 7 =$ | $6 + 80 =$ |
| $36 - 6 =$ | $30 + 9 =$ |
| $47 - 40 =$ | $45 - 5 =$ |

| | | | | | | | | | |
|----|----|----|----|----|----|----|----|----|-----|
| 1 | 2 | 3 | 4 | 5 | 6 | 7 | 8 | 9 | 10 |
| 11 | 12 | 13 | 14 | 15 | 16 | 17 | 18 | 19 | 20 |
| 21 | 22 | 23 | 24 | 25 | 26 | 27 | 28 | 29 | 30 |
| 31 | 32 | 33 | 34 | 35 | 36 | 37 | 38 | 39 | 40 |
| 41 | 42 | 43 | 44 | 45 | 46 | 47 | 48 | 49 | 50 |
| 51 | 52 | 53 | 54 | 55 | 56 | 57 | 58 | 59 | 60 |
| 61 | 62 | 63 | 64 | 65 | 66 | 67 | 68 | 69 | 70 |
| 71 | 72 | 73 | 74 | 75 | 76 | 77 | 78 | 79 | 80 |
| 81 | 82 | 83 | 84 | 85 | 86 | 87 | 88 | 89 | 90 |
| 91 | 92 | 93 | 94 | 95 | 96 | 97 | 98 | 99 | 100 |


7.



8.



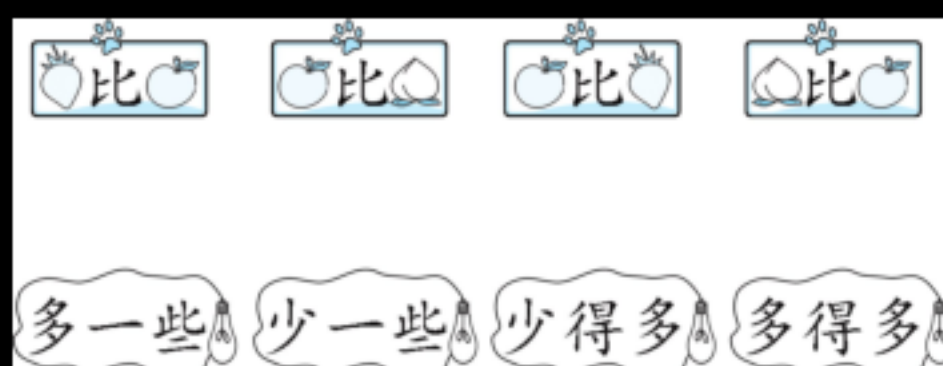
9.




10.



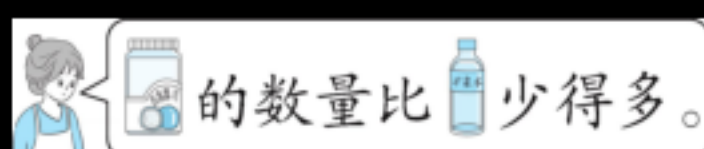
11.



12.



| | | |
|--|--|--|
| | | |
| | | |



| | | |
|--|--|--|
| | | |
| | | |

第四单元 100 以内的加法和减法(一)

直接将十位上的数相加减，
再在计算结果的末尾添个0。

整十数
加、减
整十数

两位数加整十数、
一位数(不进位)

十位上数字相加

个位上数字相加

VV99.net

免费文档下载